



1  
We are learning to read with



expression

www.getreadingright.com

2  
Read with my eyes  
then with my mouth.




www.getreadingright.com

3  
Use a loud voice  
or soft voice.



www.getreadingright.com

4  
Speed up or slow  
down.



www.getreadingright.com


5  
Change the pitch.



www.getreadingright.com

6  
Look for important  
words.

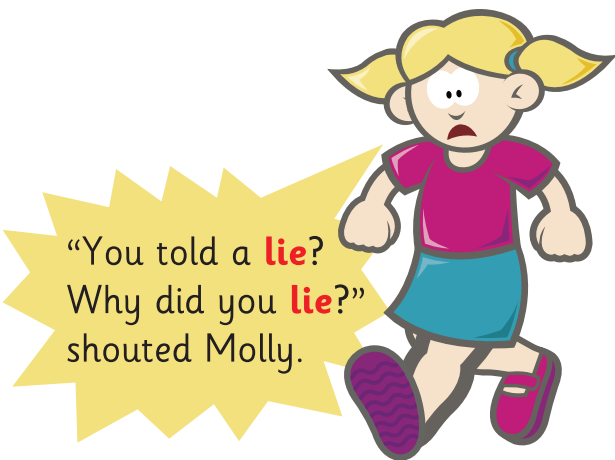
“Go!”, the bees all buzzed.



www.getreadingright.com

Emphasise single words.

7



www.getreadingright.com

Use punctuation clues.

8



www.getreadingright.com

Speak like the character.

9



www.getreadingright.com

Read with rhythm.

10



www.getreadingright.com

Change the tone.

11



www.getreadingright.com

I can...

12

- ✓ Read with my eyes and then with my mouth.
- ✓ Use a loud voice or soft voice.
- ✓ Speed up or slow down.
- ✓ Change the pitch.
- ✓ Look for important words.
- ✓ Emphasise single words.
- ✓ Use punctuation clues.
- ✓ Speak like a character.
- ✓ Read with rhythm.
- ✓ Change the tone.

www.getreadingright.com